




**La voie de préparation  
de l'enseignement  
secondaire général**



**Teaching modules**





LE GOUVERNEMENT  
DU GRAND-DUCHÉ DE LUXEMBOURG  
Ministère de l'Éducation nationale,  
de l'Enfance et de la Jeunesse

# La voie de préparation de l'enseignement secondaire général



**Teaching modules**

© Ministère de l'Éducation nationale, de l'Enfance et de la Jeunesse  
Grand-Duché de Luxembourg, 2019  
ISBN 978-99959-1-252-9

# Contents

- 5 Introduction**
- 6 Personal support**
- 6 Diversified teaching**
- 7 Teaching modules**
- 7 Assessment**
- 8 Path from one module to another**
- 12 Classe d'initiation professionnelle**
- 12 Orientation**
- 13 Orientation and transition points**
- 14 New designations since September 2017**
- 15 Secondary schools offering the pre-vocational education**

**English**

# Introduction

**You are about to join - or already have joined - pre-vocational education (voie de préparation - VP).**

**This brochure explains to you, to your parents or guardian how the pre-vocational education works and what possibilities will be open to you afterwards.**

**You have abilities and talents: the pre-vocational education will help you realise what they are and make the most of them; the VP will also help you address and remedy your weaknesses.**

**Pre-vocational education replaces the preparatory regime (régime préparatoire; see page 14) and is part of general secondary education (enseignement secondaire général - ESG). It comprises of three successive classes - 7P, 6P, 5P, and the classe d'initiation professionnelle - CIP.**

**It provides you with a personalised education, meaning that the teaching is adapted to your profile and pace. You can take your time completing the modules.**

**After VP, you will be able to join a more demanding ESG class. If your results allow it, it could even be before the 5P class. Or you could embark on appropriate vocational training.**

**The VP meets your personal needs and prepares you for professional life.**

# Personal support

You can count on everyone in the educational team to accompany you throughout your school career. The team comprises your class teacher (régent), the other teachers and the socio-educational staff. The guidance lessons (tutorat) help you to keep track of your progress and assess your needs.

The educational team, in conjunction with the Service socio-éducatif - SSE, the Service psycho-social et d'accompagnement scolaires - SePAS, and the Antenne locale pour jeunes - ALJ, will help and guide you towards another ESG class, vocational training, or another class that matches your abilities.

In 5P, when the time comes to move into working life, the ALJ nearest to your home will advise and assist you with the procedures, including registering at the ADEM (Agence pour le développement de l'emploi), choosing a job, finding a company for an apprenticeship, etc.

# Diversified teaching

Your education covers:

- general education (theoretical classes such as languages and mathematics);
- practical training (options and workshops);
- work placements;
- cultural and social events and activities.



# Teaching modules

Your curriculum includes six subjects: French, mathematics, German/Luxembourgish, general knowledge, options/workshops and physical education.

The syllabus for each subject is divided into nine teaching units, called 'modules'.

Your progress is expressed not in years or grades but in the number of modules you have successfully completed. This means you move on from 7P to 6P and from 6P to 5P automatically, regardless of the number of modules you have successfully completed.

You progress at your own pace through the three classes - 7P, 6P and 5P. You will make progress faster in the subjects you are good at, and you will have more time to assimilate the subjects you find more difficult.






# Assessment

Term reports indicate the modules you have successfully completed or those you are currently studying. The modules are assessed according to predefined competences (skills). A module is successfully completed if you have acquired the competences and earned a final mark of at least 30 points out of 60. You can complete a module in one term, in less than one term or in more than one term.

If you haven't finished a module or acquired the competences by the end of the term, your report will indicate a mark for your progress in that module during the term and the mention "acquisition in progress" (en voie d'acquisition).

A supplement to your report provides information on the fields of competence in the different subjects.

Tests are marked on a scale of 1 to 60 points:

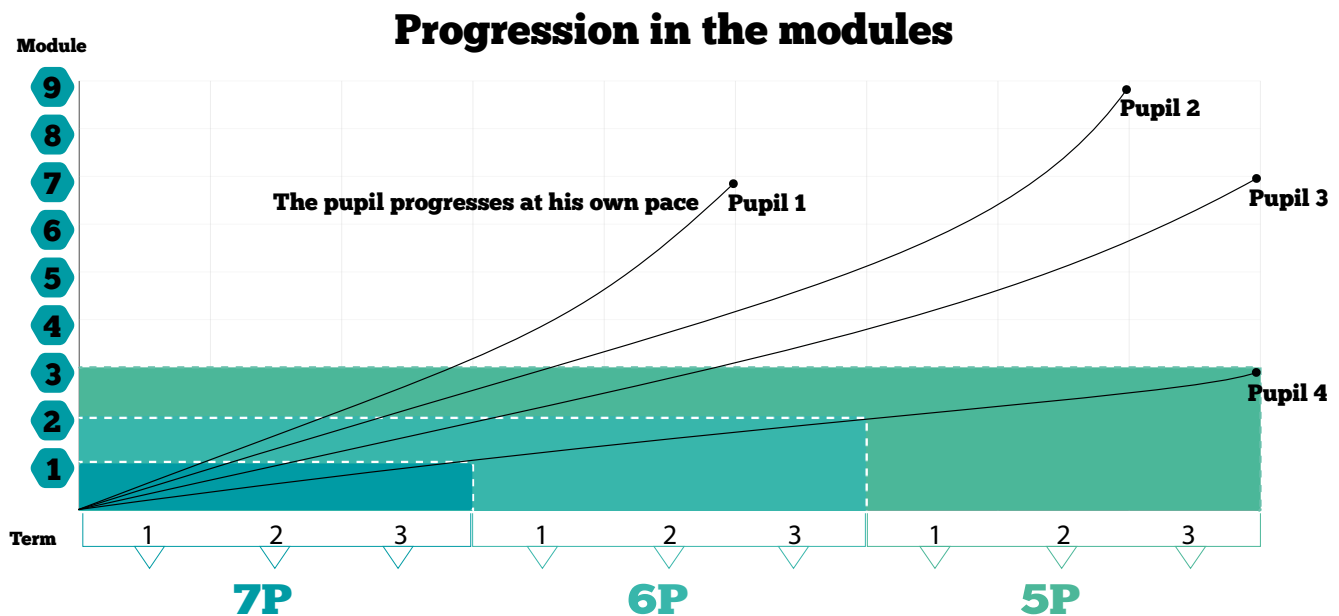
 50 – 60 :	VERY GOOD
 40 – 50 :	GOOD
 30 – 40 :	SATISFACTORY
 20 – 30 :	INSUFFICIENT
 01 – 20 :	POOR

# Path from one module to another

## In languages and in mathematics



In these subjects, you move on to the next module when you have acquired all the competences of the previous module. You may move up at any time in the school year. The supplement to your report indicates which module you are working on in each field of competence.



## In general knowledge (CULGE)

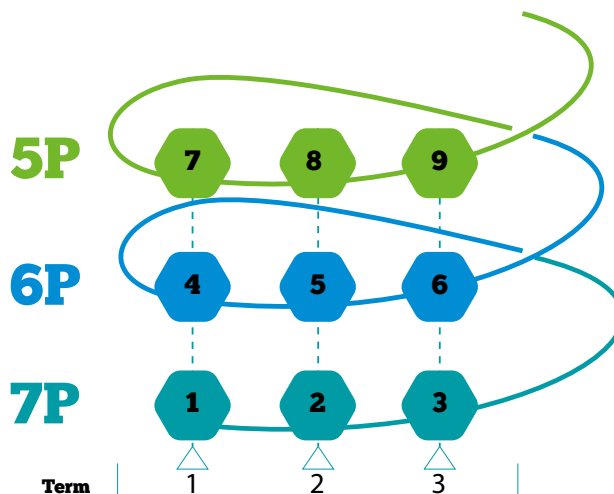


General knowledge covers several disciplines: social sciences, natural sciences, media education and information technology, 'life and society', and guidance lessons. Each of the nine modules combines several disciplines, with a different emphasis. The same topics come up again after two terms (for example, modules 1, 4 and 7 emphasise history and citizenship).

In general knowledge, all pupils embark on a new module at the start of each term.

On your report, a module is indicated as successfully completed if you have acquired the competences. If you haven't acquired them all yet, the module stays 'in progress'. You will have a chance to complete the module later.

### Progression in the modules



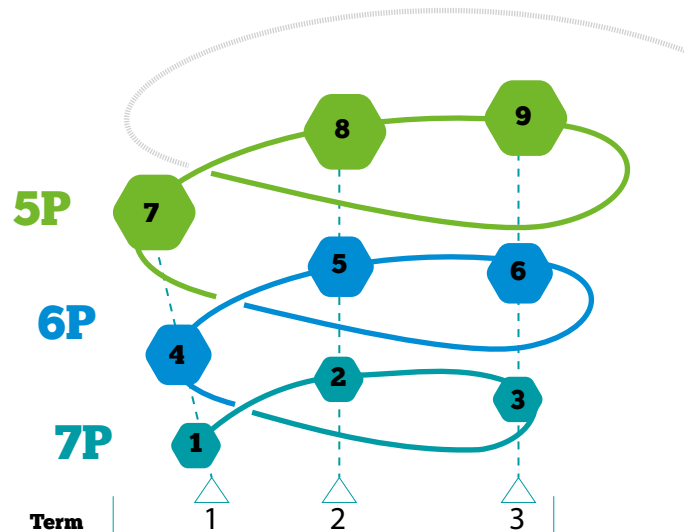
The aim of this 'spiral'-work is to go back and consolidate each year the achievements of the previous year, using this knowledge as the basis for making progress and completing the modules successfully. For example, if you haven't acquired the competences for history in module 1, you will have another opportunity to complete the module while you are working on module 4.

## In options and workshops (GROPA)



You progress from one module to the next each term if you acquire most of the competences and obtain at least a satisfactory mark at the end of the term. Otherwise, the module will be indicated as 'in progress' on your report. As you progress, the modules become more complex and other competences will be added to those of the previous module.

### Progression in the modules

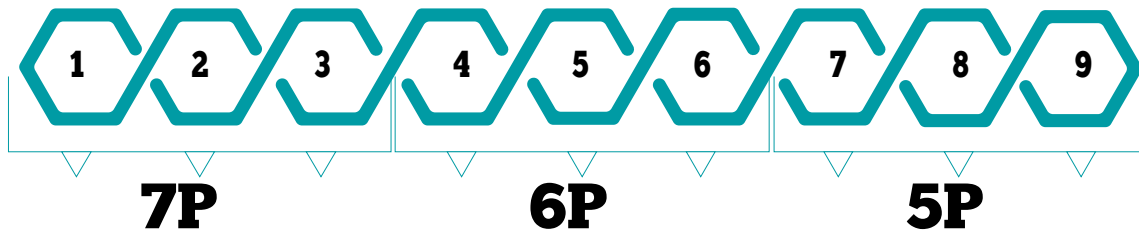


## In physical education



The nine modules in physical education are all independent of each other; each lasts one term. If you don't acquire all the competences of a module, it will be indicated on your report as being 'in progress'.

### Progression in the modules



# Classe d'initiation professionnelle - CIP

The CIP is part of pre-vocational education. This class welcomes pupils who are minors at the beginning of the school year and do not yet meet the criteria for undertaking vocational training. The class may also be attended by school dropouts who are still minors and have decided to resume their studies.

In addition, the class is intended for pupils from a 5th grade adaptation (5AD) who want to obtain a better decision as regards to their promotion (see diagram on page 13).

## Orientation

Depending on the number of modules you have successfully completed by the end of the 5P class, you will be able to access:

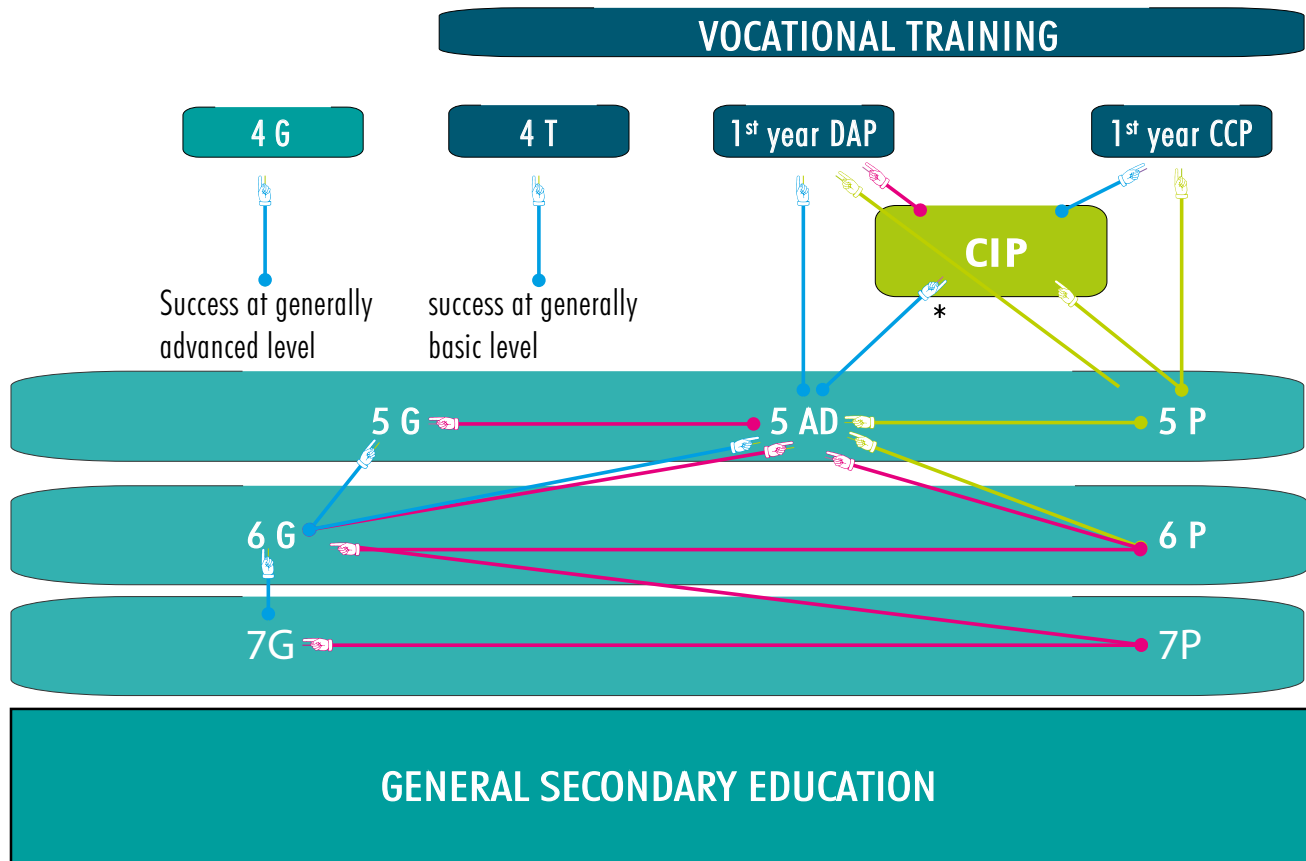
- a 5AD class;
- vocational training (certificate of professional capacity - certificat de capacité professionnelle - CCP; degree of professional ability - diplôme d'aptitude professionnelle - DAP);
- a classe d'initiation professionnelle - CIP;
- educational routes preparing you for vocational training or labor market insertion measures (COP/COIP classes).



For detailed explanations about what to do after pre-vocational education and the vocational training you could undertake, see the brochure entitled '*Que faire après la 5<sup>e</sup> de l'enseignement secondaire général?*'.

You can ask your school's SePAS for a copy or download it from [www.men.lu](http://www.men.lu).

# Orientation and transition points



According to the class council decision

Direct admission (and according to the conditions)

According to the number of modules and the conditions

\* for a better decision as regards to promotion

# New designations since September 2017



Technical secondary education	.....▶	General secondary education
Preparatory regime	.....▶	Pre-vocational education
7MO	.....▶	7 <sup>th</sup> grade pre-vocational (7P)
8MO	.....▶	6 <sup>th</sup> grade pre-vocational (6P)
9MO	.....▶	5 <sup>th</sup> grade pre-vocational (5P)
9PR	.....▶	5 <sup>th</sup> grade adaptation -general secondary education (5AD)
Novelties 2018-2019	.....▶	<p>The IPDM classes (<i>initiation professionnelle divers métiers</i>) no longer exist.</p> <p>CIP (<i>Classe d'initiation professionnelle</i>, &lt;18 year-olds)</p> <p>COIP (<i>cours d'orientation et d'initiation professionnelles</i>, ≥18 year-olds, at the CNFPC)</p>



# Secondary schools offering the pre-vocational education



Centre	East
<a href="#">Lycée des Arts et Métiers – Dommeldange</a> <a href="#">Lycée Aline Mayrisch</a> <a href="#">Lycée Josy Barthel Mamer</a> <a href="#">Lycée technique de Bonnevoie</a> <a href="#">Lycée technique du Centre</a> <a href="#">École Privée Fieldgen</a>	<a href="#">Lënster Lycée Junglinster</a> <a href="#">Maacher Lycée Grevenmacher</a> <a href="#">Schengen-Lyzeum Perl</a>

South	North
<a href="#">École Internationale Differdange et Esch-sur-Alzette</a> <a href="#">Lycée Bel-Val</a> <a href="#">Lycée Guillaume Kroll Esch-sur-Alzette</a> <a href="#">Lycée Nic-Biever Dudelange</a> <a href="#">Lycée technique de Lallange</a> <a href="#">Lycée technique Mathias Adam</a> <a href="#">École Privée Marie-Consolatrice</a>	<a href="#">Atert-Lycée Redange</a> <a href="#">Lycée classique Diekirch - bâtiment Mersch</a> <a href="#">Lycée Ermesinde Mersch</a> <a href="#">Lycée Edward Steichen Clervaux</a> <a href="#">Lycée du Nord Wiltz</a> <a href="#">Lycée technique d'Ettelbruck</a> <a href="#">Nordstad-Lycée</a> <a href="#">École Privée Sainte-Anne</a>

For more information, you may consult:

- the detailed school offer on [www.men.lu](http://www.men.lu): [Enseignement secondaire > Offre scolaire et organisation > Offre scolaire](#)
- or <https://mengschoul.lu/> which will help you find the secondary school that suits you best.